

**GRO**  
Grounds recycled organically


**Gro**  
Grounds recycled organically

**GRO**  
Grounds recycled organically

**Gro**  
Grounds recycled organically

**GRO**  
Grounds recycled organically

**Gro**  
Grounds recycled organically



Grounds recycled organically

**GRO**  
Grounds recycled organically

**Gro**  
Grounds recycled organically

Ashley Rainbird  
0903976

# LOGO AND COLOUR VARIATIONS

I wanted my design to look casual and organic, the colour I chose are very representative of nature and colours you find in your garden.

The R in Gro could look like a coffee cup and the mushroom growing out of it I think represents the concept of mushrooms growing from coffee grounds



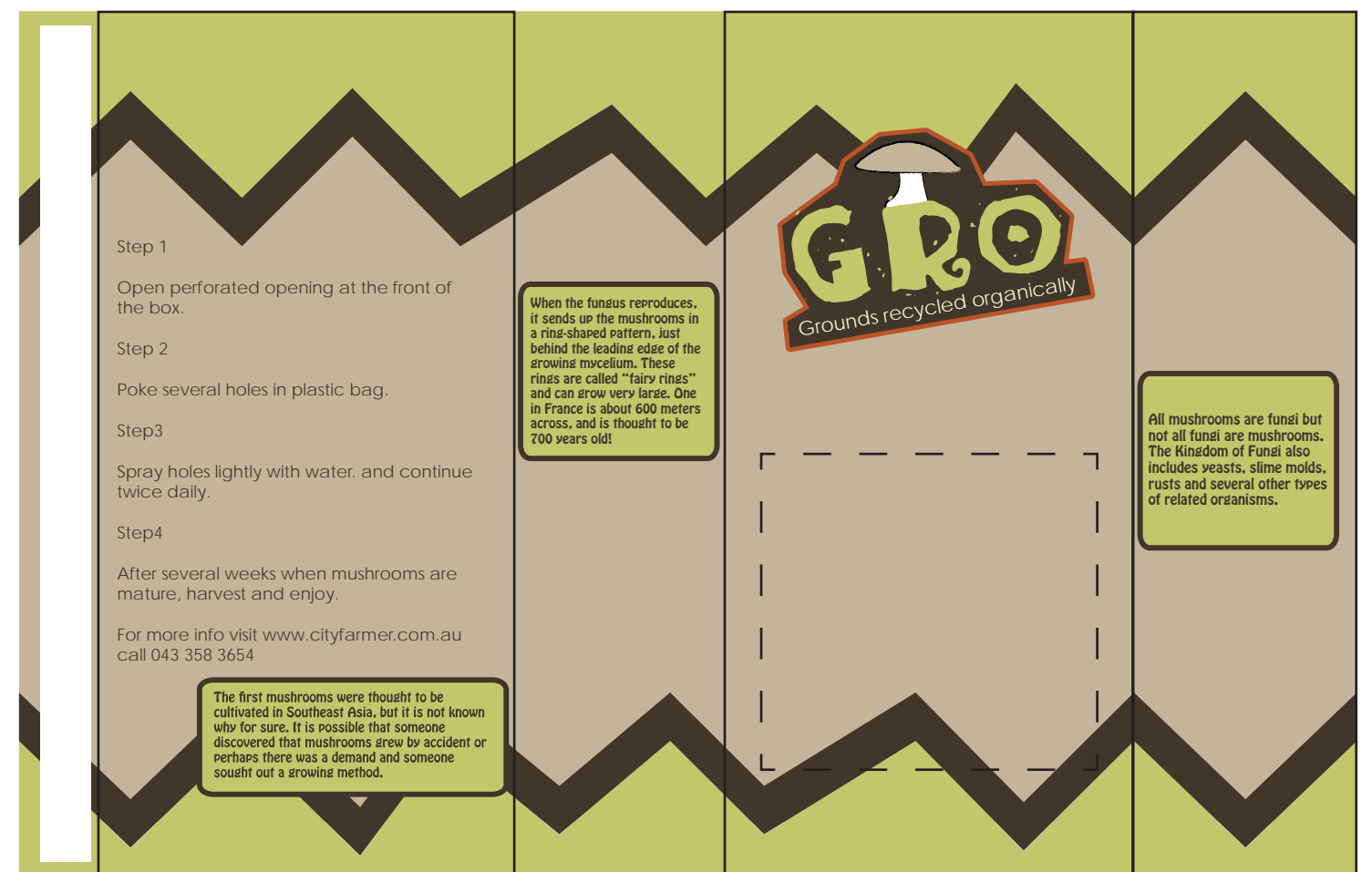
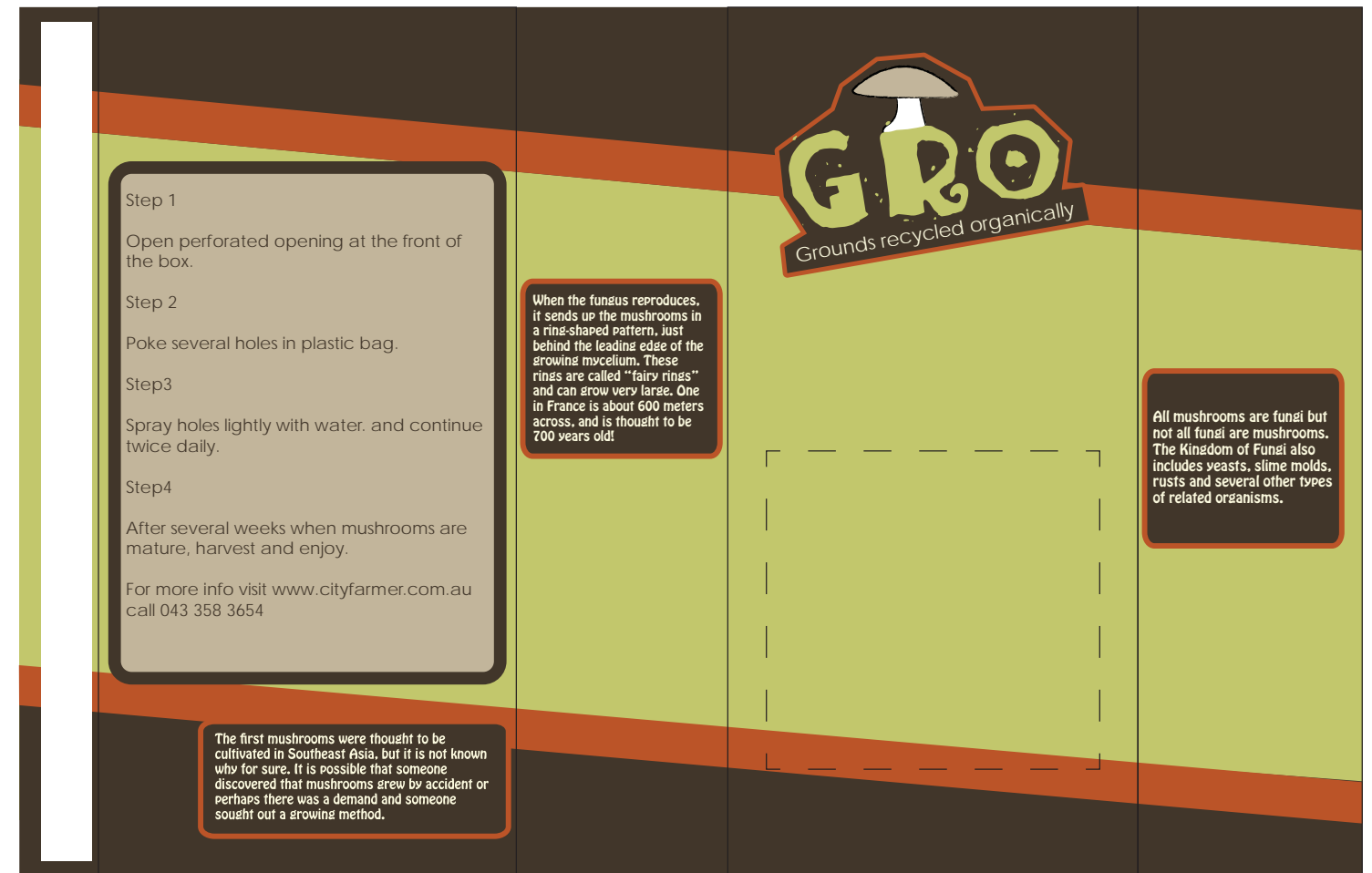
Ashley Rainbird  
rainbirdashley@gmail.com

# DIFFERENT APPLICATIONS

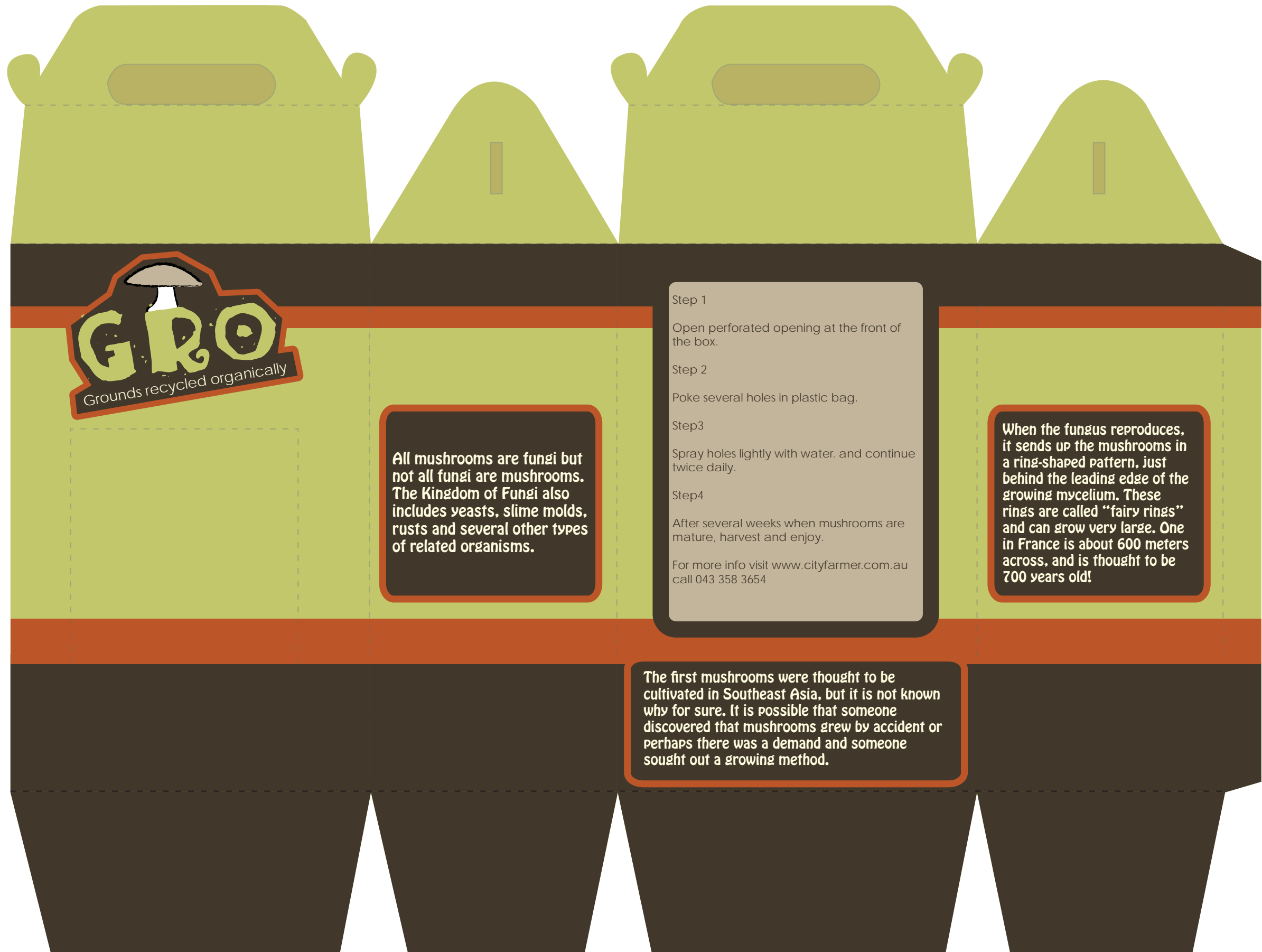


Ashley Rainbird  
rainbirdashley@gmail.com

# DIFFERENT BOX COVERS AND WINDOW DISPLAY



Ashley Rainbird  
rainbirdashley@gmail.com



All mushrooms are fungi but not all fungi are mushrooms. The Kingdom of Fungi also includes yeasts, slime molds, rusts and several other types of related organisms.

Step 1

Open perforated opening at the front of the box.

Step 2

Poke several holes in plastic bag.

Step 3

Spray holes lightly with water, and continue twice daily.

Step 4

After several weeks when mushrooms are mature, harvest and enjoy.

For more info visit [www.cityfarmer.com.au](http://www.cityfarmer.com.au) call 043 358 3654

When the fungus reproduces, it sends up the mushrooms in a ring-shaped pattern, just behind the leading edge of the growing mycelium. These rings are called "fairy rings" and can grow very large. One in France is about 600 meters across, and is thought to be 700 years old!

The first mushrooms were thought to be cultivated in Southeast Asia, but it is not known why for sure. It is possible that someone discovered that mushrooms grew by accident or perhaps there was a demand and someone sought out a growing method.